

Fuse에서 Modern Feature Cross Platform Application 개발하기

0101RGB
구자은

Agenda



About Me



What is Fuse?



Babel ... What is ...?



How to connect?



Demo

발표자 소개



fuse



Fuse 에서

Modern JS Feature로

Cross Platform Application 만들기

어떻게?

fuse /

the UX tool suite

for app designers and developers

fuse

```
<Panel Margin="7,5,5,5" Height="32" Width="32" HitTestMode="LocalBounds">
  <Clicked>
    <Set EdgeNavigator.Active="menu" />
  </Clicked>
  <Rectangle ux:Name="topRectangle" Height="2" Width="26" Fill="#000">
    <Translation Y="-9" ux:Name="topMenuTranslation" />
    <Rotation ux:Name="topMenuRotation" />
  </Rectangle>
  <Rectangle ux:Name="middleRectangle" Height="2" Width="26" Fill="#000" />
  <Rectangle ux:Name="bottomRectangle" Height="2" Width="26" Fill="#000">
    <Translation Y="9" ux:Name="bottomMenuTranslation" />
    <Rotation ux:Name="bottomMenuRotation" />
  </Rectangle>
</Panel>
```



outputs native code

Hardv

```
var Observable = require("FuseJS/Observable");

var data = Observable();

fetch('http://az664292.vo.msecnd.net/files/P6FteBeij9A7jTXL-edgenavresponse.json')
  .then(function(response) { return response.json(); })
  .then(function(responseObject) { data.value = responseObject; });

module.exports = {
  data: data
};
```



```
<Panel Margin="7,5,5,5" Height="32" Width="32" HitTestMode="LocalBounds">
  <Clicked>
    <Set EdgeNavigator.Active="menu" />
  </Clicked>
  <Rectangle ux:Name="topRectangle" Height="2" Width="26" Fill="#000">
    <Translation Y="-9" ux:Name="topMenuTranslation" />
    <Rotation ux:Name="topMenuRotation" />
  </Rectangle>
  <Rectangle ux:Name="middleRectangle" Height="2" Width="26" Fill="#000" />
  <Rectangle ux:Name="bottomRectangle" Height="2" Width="26" Fill="#000">
    <Translation Y="9" ux:Name="bottomMenuTranslation" />
    <Rotation ux:Name="bottomMenuRotation" />
  </Rectangle>
</Panel>
```



```
var Observable = require("FuseJS/Observable");
```

```
var data = Observable();
```

```
fetch('http://az664292.vo.msecnd.net/files/P6FteBeij9A7jTXL-edgenavresponse.json')
  .then(function(response) { return response.json(); })
  .then(function(responseObject) { data.value = responseObject; });
```

```
module.exports = {
  data: data
};
```


fuse





Support only ES5 ...

되면 한다

BABEL

Use next generation JavaScript, today

BABEL

- ✓ Array comprehensions
- ✓ Arrow functions
- ✓ Async functions
- ✓ Async generator functions
- ✓ Classes
- ✓ Class properties
- ✓ Computed property names
- ✓ Constants
- ✓ Decorators
- ✓ Default parameters
- ✓ Destructuring
- ✓ Exponentiation operator
- ✓ For-of
- ✓ Function bind
- ✓ Generators
- ✓ Generator comprehensions
- ✓ Let scoping
- ✓ Modules
- ✓ Module export extensions
- ✓ Object rest/spread
- ✓ Property method assignment
- ✓ Property name shorthand
- ✓ Rest parameters
- ✓ React
- ✓ Spread
- ✓ Template literals
- ✓ Type annotations
- ✓ Unicode regex

이제 되면 할 다
되 면 할 다


어떻게 하느냐?

```
noirCynical:soscon_demo noirCynical$ sudo npm install -g babel
```

```
noirCynical:soscon_demo noirCynical$ babel es6.js  
"use strict";
```

```
var Observable = require("FuseJS/Observable");  
var data = Observable();  
fetch('https://ajax.googleapis.com/ajax/services/feed/load?v=1.0&q=http://www.digg.com/rss')  
  .then(function (responseObj) {  
    return response.json();  
  }).then(function (responseObj) {  
    data.value = responseObj;  
  });  
module.exports = { data: data };
```


하 지 만



우리는 개발자

말로만 들어선 믿을 수 없어요

그래서 준비했습니다

Demo

The screenshot displays a Mac desktop environment. On the left, a QuickTime Player window titled "NewsFeed" is visible, showing a simple interface with a hamburger menu icon. The main part of the screen is occupied by a code editor window titled "MainView.ux — soscon_demo". The code editor shows XAML code for a mobile application. The code defines an application theme, a header with three text elements, a dock panel with a status bar and bottom frame background, a stack panel containing a grid with three rectangles and a text element, and a scroll view containing a stack panel with a list of items. The code is as follows:

```
1 <App Theme="Basic">
2   <Text ux:Class="HeaderView" Margin="10,10,10,5" TextWrapping="Wrap" FontSize="18" TextColor="#444"/>
3   <Text ux:Class="ArticleView" Margin="10,0,10,0" TextWrapping="Wrap" FontSize="13" TextColor="#444"/>
4   <Text ux:Class="DateView" Margin="10,0,10,0" FontSize="13" TextColor="#999"/>
5
6   <DockPanel>
7     <StatusBarBackground Dock="Top"/>
8     <BottomFrameBackground Dock="Bottom"/>
9
10    <StackPanel Dock="Top">
11      <Grid ColumnData="auto, 1*, auto">
12        <Panel Margin="7,5,5,5" Height="32" Width="32" HitTestMode="LocalBounds">
13          <Rectangle ux:Name="topRectangle" Height="2" Width="26" Fill="#444">
14            <Translation Y="-9" ux:Name="topMenuTranslation"/>
15            <Rotation ux:Name="topMenuRotation"/>
16          </Rectangle>
17          <Rectangle ux:Name="middleRectangle" Height="2" Width="26" Fill="#444"/>
18          <Rectangle ux:Name="bottomRectangle" Height="2" Width="26" Fill="#444">
19            <Translation Y="9" ux:Name="bottomMenuTranslation"/>
20            <Rotation ux:Name="bottomMenuRotation" />
21          </Rectangle>
22        </Panel>
23        <Text FontSize="22" Alignment="VerticalCenter" TextAlignment="Center" Value="NewsFeed" Padding="2"/>
24        <Panel Margin="7,5,5,5" Height="32" Width="32" HitTestMode="LocalBounds"/>
25      </Grid>
26      <Rectangle Height="1" Margin="0,5,0,0" Fill="#444" />
27    </StackPanel>
28
29    <ScrollView>
30      <StackPanel Alignment="Top">
31        <Each Items="{data.responseData.feed.entries}">
32          <Panel ux:Class="Divider" Margin="46,10,0,10" Alignment="VerticalCenter">
33            <Rectangle Height="1" Fill="#999"/>
34          </Panel>
35          <HeaderView Value="{title}"/>
36          <ArticleView Value="{content}"/>
37          <DateView Value="{publishedDate}"/>
38          <Divider />
39        </Each>
40      </StackPanel>
41    </ScrollView>
42  </DockPanel>
```

The code editor also shows a file explorer on the left with a tree view of the project files, including folders like ".build", ".cache", "assets", "fonts", "icon" and files like "Browser.p", "Chat.png", "Comment", "Feed.png", "Like.png", "Location.p", "Setting.pr", "Share.png", "profile.jpeg", "devices.json", "es6.js", "MainView.ux", and "soscon_demo.u". The status bar at the bottom of the code editor shows "ASCII, Line 38, Column 21" and "Tab Size: 4 UX".

Demo

The image shows a Sublime Text editor window with a news feed application on the left and its source code on the right. The news feed has three articles:

- Can An Astrophysicist Change The Way We Watch Sports?**
If Mark Cuban has his way, we're about to find out.
Tue, 27 Oct 2015 19:47:33 -0700
- Salem Witch Takes World-Famous Warlock To Court**
A witch — a real witch! (from Salem and everything!) is asking the courts to do what a bubbling cauldron full of nightshade and eye of newt apparently cannot: keep a dastardly warlock from allegedly harassing her
Tue, 27 Oct 2015 21:03:02 -0700
- What To Read On The SXSW Gamergate Meltdown**
Two SXSW panels cancelled, two media companies withdrawing their participation. Just what the heck is going on? Here, a timeline of events.
Tue, 27 Oct 2015 15:21:01 -0700

The source code in the right pane is for `Sidebar.ux` and includes the following XML and JavaScript:

```
<ScrollView ux:Class="Sidebar" Background="#212831">
  <StackPanel>
    <WhileInactive Threshold="0.5">
      <Move Target="user" X="-180" Duration="0.2" Delay="0.3" Easing="CircularIn" />
      <Move Target="stats" X="-180" Duration="0.2" Delay="0.2" Easing="CircularIn" />
      <Move Target="browser" X="-180" Duration="0.2" Delay="0.15" Easing="CircularIn" />
      <Move Target="feed" X="-180" Duration="0.2" Delay="0.1" Easing="CircularIn" />
      <Move Target="chat" X="-180" Duration="0.2" Delay="0.05" Easing="CircularIn" />
      <Move Target="setting" X="-180" Duration="0.2" Delay="0.025" Easing="CircularIn" />
    </WhileInactive>
    <Text ux:Class="UserName" TextAlignment="Center" FontSize="18" TextColor="#fff" Margin="0,8,0,0"/>
    <Text ux:Class="Stats" TextAlignment="Center" FontSize="16" TextColor="#fed166" />
    <Text ux:Class="Relations" TextAlignment="Center" FontSize="11" TextColor="#414f5e" />
    <Text ux:Class="MenuLabel" TextAlignment="Center" FontSize="18" TextColor="#414f5e" Margin="0,0,0,0"/>

    <StackPanel ux:Name="user">
      <Panel Height="90"/>
      <Circle Width="85" Height="85">
        <ImageFill File="./assets/profile.jpeg"/>
      </Circle>
      <UserName>Ja-Ku</UserName>
    </StackPanel>

    <Grid ux:Name="stats" Alignment="HorizontalCenter" ColumnCount="3" Margin="0,10,0,15">
      <StackPanel Width="70">
        <Stats>2,342</Stats>
        <Relations>Followers</Relations>
      </StackPanel>
      <Rectangle Height="40" Width="1">
        <SolidColor Color="#414f5e"/>
      </Rectangle>
      <StackPanel Width="70">
        <Stats>3,835</Stats>
        <Relations>Following</Relations>
      </StackPanel>
    </Grid>

    <Image ux:Class="SidebarIcon" Height="22" Width="22" Margin="0,24,0,9" Color="#7a96b2"/>
    <StackPanel>
      <StackPanel ux:Name="browser">
        <SidebarIcon File="assets/icon/Browser.png"/>
      </StackPanel>
    </StackPanel>
  </StackPanel>
</ScrollView>
```

References

www.fusetools.com

babeljs.io

github.com/noircynical/soscon_demoproject

Thank You 